



National Reserve Bank of Tonga

Quarterly Bulletin

December 2007

Volume 18, Number 4

Pangike Pule Fakafonua 'o Tonga



Issued by: National Reserve Bank of Tonga
Salote Road
Nuku'alofa
Tonga.

Postal Address: Private Mail Bag No. 25
Post Office
Nuku'alofa
Tonga
South Pacific

Enquiries: Phone: (676) 24-057
Facsimile: (676) 24-201
Email :
nrbt@reservebank.to
Telex: 94079763
NRBT G
Swift BIC code: NRBTTONU

Subscription: Research Department
National Reserve Bank of Tonga
Private Mail Bag No. 25
Post Office
Nuku'alofa
Tonga
South Pacific

Convention and Symbols:

... Not available or applicable
- - Nil
p Provisional estimates
NRBT National Reserve Bank of Tonga
WBOT Westpac Bank of Tonga
TDB Tonga Development Bank
MBf MBf Bank Ltd
ANZ ANZ Bank
NMFf Non-Monetary Financial Institution
NFPE Non Financial Public Enterprises

Discrepancies between the sum of the constituent items and the total, as shown in some tables, are due to rounding.
Revisions to previously published statistics are included as they occur.



Contents

List of Statistical Tables	i
Introduction	1
Domestic Economic Conditions	1
Inflation	2
Financial Intermediation	3
Interest Rates	4
Government Bonds	4
External Developments	4
Gross Official Foreign Reserves	5
The Tongan Pa'anga	5
Statistical Tables	S1
Notes to Statistical Tables	S43



List of Statistical Tables

A.	Money and Banking Aggregates	
A1.	Monetary Survey	S1
	Monetary Survey	S2
A2.	Banking Survey	S3
	Banking Survey	S4
A3.	Monetary Survey: Changes in Domestic Liquidity	S5
A4.	Denominations of Currency Issued	S6
B.	Financial Institutions	
B1.	National Reserve Bank of Tonga: Assets	S7
	National Reserve Bank of Tonga: Liabilities	S8
B2.	Commercial Banks: Assets	S9
	Commercial Banks: Liabilities	S10
B3.	Non-Monetary Financial Institutions: Assets	S11
	Non-Monetary Financial Institutions: Liabilities	S12
B4.	Commercial Banks: Classification of Deposits	S13
B5.	Commercial Banks: Private Sector Time Deposits Maturity Structure	S14
B6.	Commercial Banks: Classification of Lending	S15
B7.	NMFI: Classification of Lending	S16
C.	Interest Rates	
C1.	Selected Interest Rates on Deposits	S17
C2.	Selected Interest Rates on Bank Lending	S18
C3.	Overseas Interest Rates	S19
D.	Domestic Activity and Prices	
D1.	Indicators of Economic Activity	S20
D2.	Agricultural Products Marketed in Tonga: Values	S21
D3.	Agricultural Products Marketed in Tonga: Volumes	S22
D4.	Agricultural Products Marketed in Tonga: Unit Values	S23
D5.	Consumer Price Index	S24
E.	Government Operations	
E1.	Government Revenue and Expenditure Government Recurrent Expenditure: by Function	S25
E2.	Government of Tonga: National Debt Outstanding	S26
E3.	Government of Tonga: Domestic Loans Outstanding	S26

List of Statistical Tables

F.	External Activity and Prices	
F1.	Gross Official Foreign Reserves	S27
F2.	Balance of Payments (OET - Basis)	S28
F3.	Principal Exports: Value f.o.b.	S29
F4.	Selected Export Values, Volumes, and Unit Values	S30
F5.	Direction of Trade: Exports, f.o.b.	S31
F6.	Tourist Statistics	S32
F7.	Principal Imports: Value, c.i.f.	S33
F8.	Imports by Institutional Sector	S34
F9.	Imports by End Use	S35
F10.	Selected Import Values, Volumes, and Unit Values	S36
F11.	Direction of Trade: Imports, c.i.f.	S37
F12.	International Commodity Prices: Export Goods	S38
F13.	Selected Foreign Exchange Rates: End of Period	S39
F14.	Selected Foreign Exchange Rates: Period Average	S40
F15.	Real and Nominal Exchange Rates: Period Average	S41
G.	Economic Development in Selected Foreign Countries	
G1.	Growth of Real GDP	S42
	Notes to Statistical Tables	S43

Introduction

The international economy entered volatile times in the second half of 2007. Financial crises in the United States and Great Britain are having a major impact on the global economic outlook and on interest rates worldwide.

US growth had held up around average rates through most of 2007, as weakness in the housing market was offset by firmer activity in other sectors. Recently we have seen more widespread signs of weakness in US activity. Consumption growth slowed noticeably, consumer confidence has declined, jobs growth has slowed, and indicators of business sector activity have declined. These developments, along with recent turbulence in financial markets, have prompted a considerable easing in monetary policy, with the Federal Reserve cutting the Fed Funds rate to 4.75% by the end of 2007. Despite this, liquidity has dried up and interbank rates have risen as banks are unwilling to lend to each other in risky times. Further large cuts to Fed funds were made in early 2008.

Growth in China, however, continues apace and is still driving up commodity prices. Oil and food prices are especially high, causing inflation worldwide. The rapid rise in Chinese domestic demand has led to inflation concerns, previously contained by investment and innovation. Despite this, China's growth is expected to continue at very strong rates.

Elsewhere, Australia and New Zealand are coming to terms with slowing growth and rising inflation. At present the fear of inflation is dominating policy makers' perspectives with tight monetary policy still in force in these two countries. Growth is expected to slow but not to the extent as in the United States. Other Pacific Island nations are noticing considerable imported inflation pressure, especially from high fuel prices.

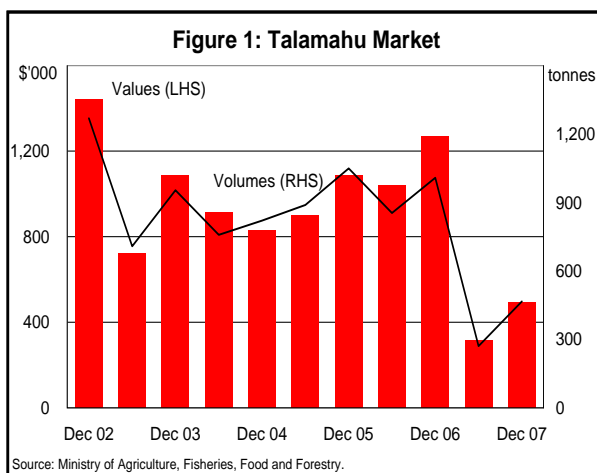
The Tongan economy is, like everywhere else, starting to feel the effects of high international prices for fuel and food. Inflation is rising again after falling to around 5% for much of 2007. In terms of growth, 2007 likely saw a contraction in activity as the economy suffered large shocks in the form of poor agriculture and the destruction of Nuku'alofa's central business district (CBD). However, business lending is growing solidly and this should lead to higher growth further out.

Monetary policy in the second half of 2007 was primarily concerned with maintaining confidence and stability in the financial system as the economy recovers from the events of November 16 2006. The easing of monetary policy by the Reserve Bank in early 2007 has left increasing levels of liquidity in the banking system in an effort to boost business activity and reconstruction efforts. In addition, the combination of improved current account balance and net capital inflows into the country, resulted in a balance of payments surplus and a significant increase in the level of gross official foreign

reserves and the level of liquidity in the banking system. Large payments for imports, especially oil, will reduce liquidity at times but adequate liquidity is anticipated to remain in the system in the next six months

Agricultural Production

The total volume supplied to the Talamahu market fell by 18.2 percent in the year ended December 2007 following a 4 percent decrease in the year ended December 2006. Decreases in the supply of vegetables and fruits made significant contribution to the fall in total volume. The fall reflects the period when the market



was closed down following civil unrest of 16 November and the increase in vegetables and fruits being sold out at roadside and flea markets. The total value of produce supplied also fell dramatically by 55.5 percent from the same period of last year.

According to the Statistics Department Trade Report for September 2007, the exports of agricultural products in the first quarter of 2007/08 rose by 28.6 percent from the same period in the previous year, mainly due to rises in sandalwood and watermelon.

Fishing

As indicated by the Statistics Department, activities in the fishing sector for September quarter 2007 showed a fall in exports of fish from the same period of last year. Exports of fresh fish and other marine products both fell.

Tourism

Tourism underpins activities across many sectors of the economy, including commerce, hotels & restaurants, transport & communications and entertainment, recreation & personal services. Together these sectors account for around 30 percent of GDP. According to overseas exchange transactions reported by commercial banks, earnings received rose by 57.8 percent in the second half of 2007 from the same period a year earlier (Figure 2). Though 2006 receipts were very low, the large bounce back in receipts means that tourism revenue has returned to an upward trend. The total number of air arrivals, including returning nationals, and cruise ships made a significant increase of 27.7 percent in the year ended December 2007 compared to a fall of 12.9 percent after the civil unrest in November 2006 (Figure 2).

Wholesale and Retail

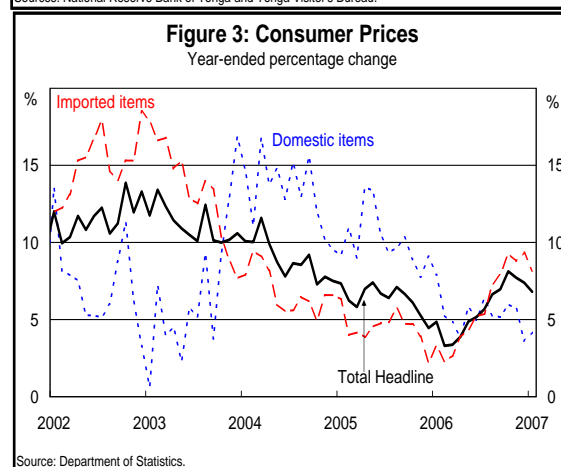
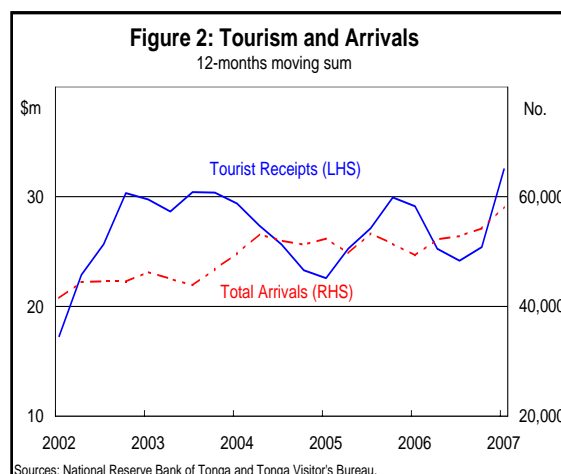
Activities in the wholesale & retail sector were subdued in the second half of 2007. The fall by 27.5 percent in total sales of wholesale and retail stores reflects the fall in the sales of food related products and motor vehicles sales.

Electricity

Total electricity consumption made a slight increase in the second half of 2007 by 6.5 percent from the year earlier. The total number of consumers also rose from the year earlier.

Inflation

Inflation rose in the second half of 2007. Headline inflation measured by the Consumer Price index (CPI) rose by 6.8 percent over the year ended December, up from 5.7 percent over the year ended June.



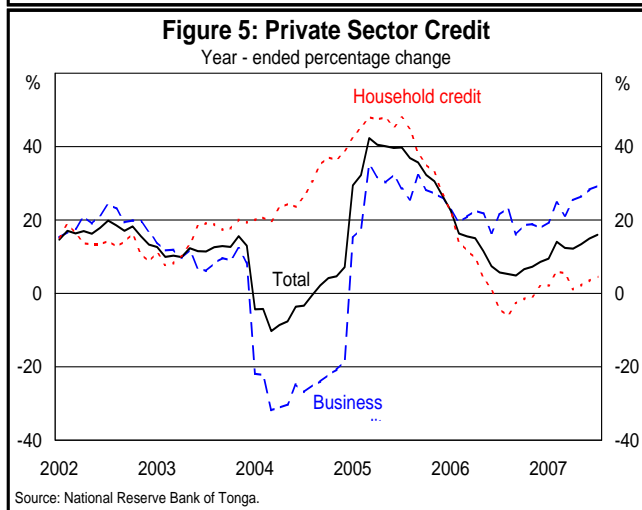
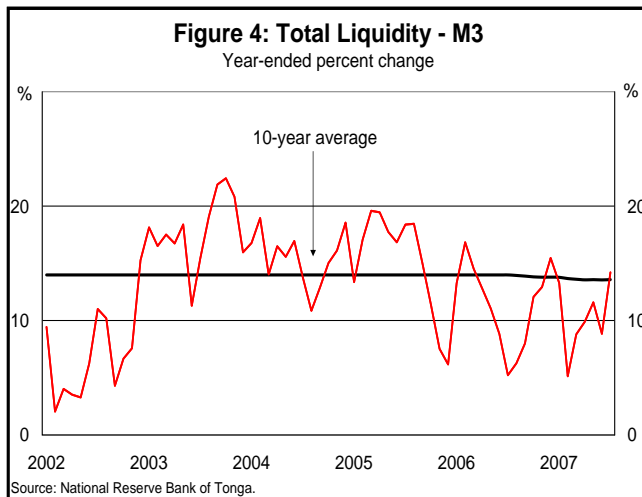
The rise in inflation was due mainly to high imported price inflation. Imported inflation rose by 8.2 percent over the year ended December, up from 5.4 percent over the year ended June.

Imported inflation rose in the six months to December with imported food prices and imported transportation prices the two major contributors. The world oil price fluctuated between USD80 and USD 90 a barrel over the second half of 2007 and has become a great risk to both imported and domestic transportation prices. Imported Food prices also recorded a strong rise in the second half of 2007 especially imported meat like mutton flap and chicken. Appreciation of the New Zealand dollar against the Tongan pa'anga is another factor contributing to high imported food prices.

Growth in the prices of domestic items remained high but at lower rate, rising by 5.1 percent over the year ended December 2007, compared with 7.9 percent rise in the year ended December 2006. Fall in domestic food prices especially vegetables contributed to lower domestic prices.

Financial Intermediation

Total broad money (M3), a broad measure of money supply, increased by 14.2 percent in the year-ended December 2007, faster than the 5.2 percent growth in the corresponding period a year earlier. The higher growth in broad money was underpinned by eased monetary policy stance since the beginning of 2007.



Total private sector credit grew from a year-ended growth of 9.5 percent in June 2007 to 16.6 percent in December 2007. Throughout the second half of 2007, lending by the banking system was mostly towards the business sector with a year-ended growth of 29.3 percent in December 2007, a pick up from 19.4 percent in June 2007, while household credit growth increased slightly from a year-ended growth of 2.2 percent in June 2007 to 4.6 percent in December 2007. Most of the lending to households was for housing and to a smaller extent, other personal purposes. Business lending was broadly based across other services, wholesale and retail, manufacturing, and hotels and restaurants.

The increase in lending in the six months to December 2007 was largely funded by a rise in broad money, particularly term deposits, which increased by 13.7 percent at the end of December, following 15.7 percent growth at the year-ended June 2007.

Interest Rates

During the six months to December 2007, published interest rates on deposits and loans remained relatively stable at high levels. The weighted average deposit interest rate paid by banks was unchanged at 5.7 percent at the end of December 2007 (Figure 6). The Reserve Bank's lending indicator rate, a weighted average of interest rates across household and business lending, edged lower from a historic high of 12.4 percent at the end of June to 12.3 percent at the end of December (Figure 7).

Government Bonds

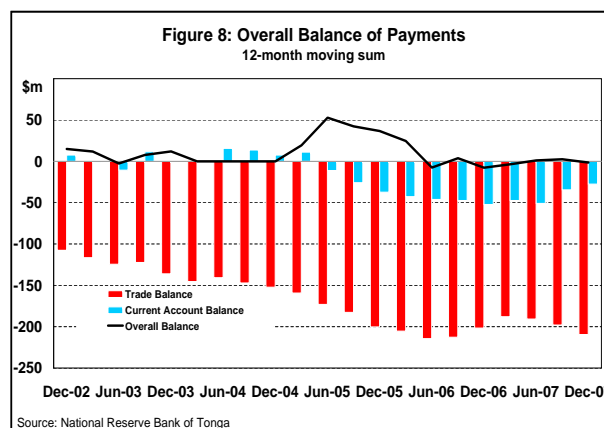
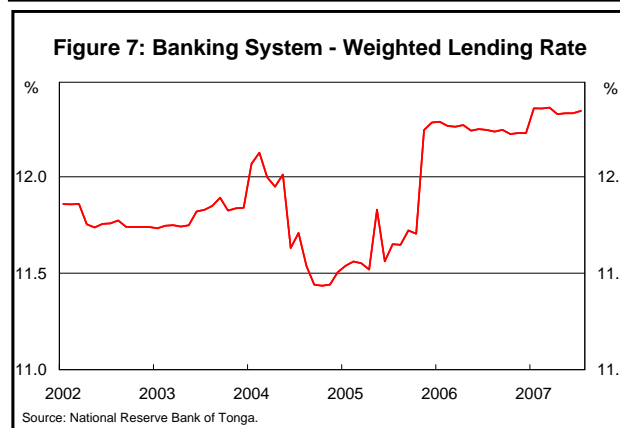
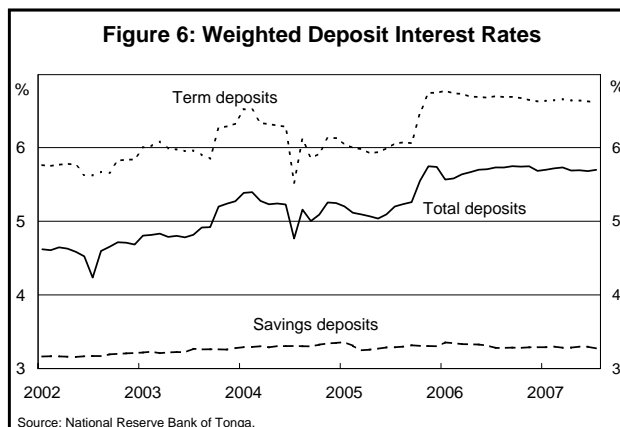
At the end of December 2007, the stock of Government Bonds in circulation totaled \$24.7 million, of which only a small proportion (16.9 percent) was held by banks. The outstanding bonds were issued with maturities of 2-5 years, with an interest rate ranging from 6.0 percent per year in nominal terms to 10.0 percent.

External Developments

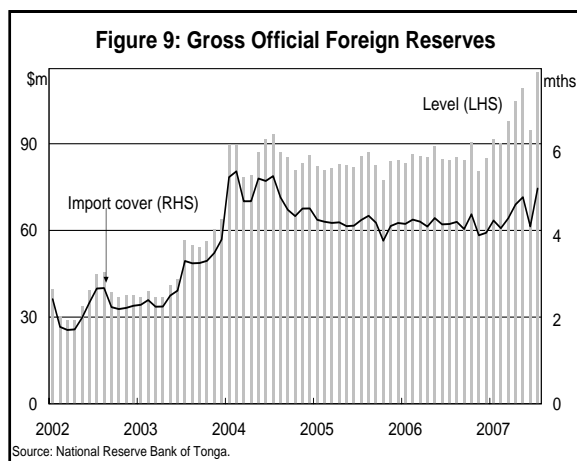
According to the overseas exchange transactions data reported by banks, increases in private remittances, tourism receipts, other private services receipts and net capital inflows more than offset the widening trade deficit, resulting in a rise in the level of foreign exchange reserves.

In the second half of 2007, exports continue to stagnate, reflecting lower proceeds from squash and fish exports. The value of imports on the other hand increased significantly mainly due to higher payments for fuel as a result of higher world oil prices, wholesale and retail goods, and construction materials.

The trade balance recorded a deficit of \$111.8 million during the six months ended December 2007, 18.1 percent wider than the \$94.7 million deficit during the same period of last year. This deficit more than offset other net current account inflows, which led to a current account deficit of \$1.3 million, compared with a deficit of \$26.3 million in the same period a year earlier (Figure 8).



An increase in net capital inflows to \$33.3 million more than offset the current account deficit of \$1.3 million and unrecorded net outflows of \$9.1 million, resulting in a balance of payments surplus of \$23 million and a rise in foreign reserves. This was a significant improvement in the external position of the country (OET based) when compared with the \$1.0 million surplus in the same period of the previous year.



Gross Official Foreign Reserves

At the end of December 2007, the gross official foreign reserves reached a historic high of \$114.6 million, an increase from \$91.6 million at the end of June 2007 (Figure 9). This represents 5.1 months of imports, which is well above the range of 3-4 months of imports that the Reserve Bank considers adequate. The improved position reflected modest growth in remittances, receipts of insurance claims for some of the businesses that were affected by the civil disorder of 2006 and capital inflows, mainly foreign aid for the private sector business recovery facility.

The Tongan Pa'anga

In the second half of 2007, the Tongan Pa'anga fell by 0.7 percent on a trade weighted basis. The continuing depreciation in the currency largely reflected a fall against the Australian dollar and the Japanese yen (Table 1). The Pa'anga appreciated against the Australian dollar and the New Zealand dollar.

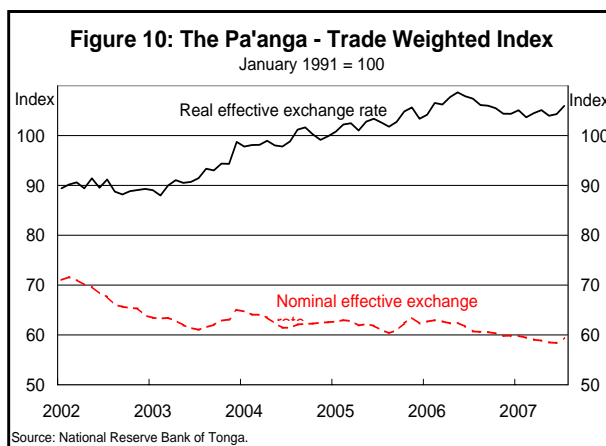
Table 1: Movement of the Pa'anga against TWI Currencies

	Percentage change		
	Second Half 2006	First Half 2007	Second Half 2007
United States	3.0	2.8	3.1
New Zealand	-11.6	-5.7	2.2
Australia	-3.7	-4.0	-0.8
Japan	6.5	6.4	-5.8
Fiji	-4.0	-2.1	1.2
Nominal effective exchange rate	-3.2	-1.4	-0.7

Source: National Reserve Bank of Tonga

The nominal effective exchange rate (NEER) remained relatively stable in the second half of 2007. At the end of December 2007, the NEER fell to 59.4 from 59.8 in June 2007, reflecting the overall movement of the Pa'anga against the basket of currencies over the six months to December 2007 where it appreciated against the United States dollar and the New Zealand dollar and depreciated against the Australian dollar, reflecting the strengthening of the Australian dollar against the United States dollar during this period.

The Real Effective Exchange Rate (REER) index of the Tongan Pa'anga, a measure of international competitiveness which takes into account movements in the consumer prices of Tonga's main trading partners, as well as movements in bilateral exchange rates, rose by 3.9 percent in the second half of 2007. The rise in the real effective exchange rate indicates deterioration in Tonga's international competitiveness.





7





Talateu

'I he kongā hono ua 'o e 2007, na'e fetō'aki 'a e tu'unga faka'ekonomika fakavaha'apule'anga. 'Oku uesia lahi 'e he ngaahi faingata'a fakapa'anga 'i 'Amelika mo Pilitania 'a e fakafuofua ki he tu'unga faka'ekonomika fakamamani lahi mo e ngaahi totongi tupu fakamamani lahi.

Na'e 'i he tu'unga 'avalisi pe 'a e tupu faka'ekonomika 'i 'Amelika 'i he kongā lahi 'o e 2007, makatu'unga 'i he tu'unga leleiangē 'a e ngaahi ngaue faka'ekonomika 'i he ngaahi sekitoa kehe fakahoa ki he holoa 'a e maketi fale. 'I he ngaahi mahina ki mui ni mai, kuo toe lahiangē 'a e ngaahi faka'ilonga ki he holoa 'a e ngaahi ngaue faka'ekonomika 'i 'Amelika. Kuo holo 'a e tupu 'i he ngaahi fakamole, holo mo e falala 'a e kau fakatau koloa, tupu mamalie 'a e ngaahi ngaue pea holo mo e ngaahi faka'ilonga 'o e ngaahi ngaue faka'ekonomika 'i he tafa'aki fakapisinisi. Ko e ngaahi me'a ko eni fakataha mo e palopalema fakamuimui taha 'i he ngaahi maketi pa'anga 'oku makatu'unga mei ai 'a e fakangaloku 'o e fokotu'utu'u ngaue fakapa'anga pea holoki 'e he Pangike Pule 'o 'Amelika 'a e totongi tupu ki he peseti 'e 4.75 'i he faka'osinga 'o e 2007. Ka neongo ia, kuo holo 'a e lahi 'o e pa'anga 'i he ngaahi pangike pea kuo hiki hake 'a e totongi tupu fakapangike koe'uhi kuo 'ikai toe fie no 'a e ngaahi pangike 'iate kinautolu 'i he ngaahi taimi faingata'a ko eni. 'I he kongā kimu'a 'o e 2008, na'e toe holoki ai 'a e totongi tupu 'i he Pangike Pule 'o 'Amelika.

Kaikehe, ko e tupu faka'ekonomika 'i Siaina 'oku vave 'ene hokohoko atu pea 'oku ne hiki' i hake ai 'a e totongi 'o e ngaahi koloa. Ko e ma'olunga 'i he totongi 'o e lolo mo e koloa me'atokoni 'oku makatu'unga ai 'a e hikihiki 'i he totongi koloa fakamamani lahi. Ko e kake vave 'i he fiema'u fakalotofonua 'i Siaina 'oku ne fakatupu 'a e tokanga lahi ki he hikihiki 'i he totongi koloa 'a ia na'e pukepuke hifo pe kimu'a 'e he 'inivesi mo e fakatupu koloa. Ka neongo ia, 'oku fakafuofua ke kake malohi 'a e tupu faka'ekonomika 'i Siaina.

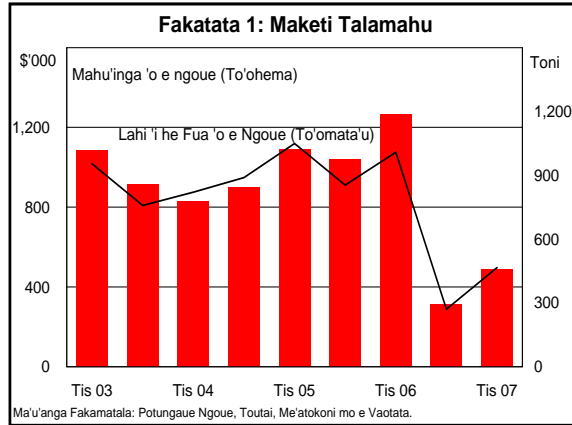
'I he ngaahi fonua kehe, kuo holo 'a e tupu faka'ekonomika 'i 'Aositelelia mo Nu'usila pea kake mo e hikihiki 'i he totongi koloa. 'I he lolotonga ni, 'oku 'i ai 'a e hoha'a 'i he ongo fonua ni ki he hikihiki 'i he totongi koloa pea 'oku kei tu'uma'u pe 'a e fokotu'utu'u ngaue fakapa'anga. 'Oku fakafuofua ke holo 'a e tupu faka'ekonomika kae 'ikai ke a'u ki he tu'unga 'oku 'i ai 'a 'Amelika. 'I he ngaahi 'otu motu kehe 'o e pasifiki 'oku ha mahino ai 'a e hikihiki 'i he totongi 'o e koloa hu mai tautefito ki he ma'olunga 'a e totongi 'o e lolo.

Ko e tu'unga faka'ekonomika 'a Tonga 'oku hange pe ko e ngaahi fonua kehe 'a e kamata ke ha mai 'a e ngaahi uesia 'o e ma'olunga 'a e totongi fakavaha'apule'anga 'o e lolo mo e koloa me'atokoni. Kuo toe kake 'a e hikihiki 'i he totongi koloa hili 'ene holo ki he peseti 'e 5 'i he kongā lahi 'o e 2007. 'I he tupu faka'ekonomika, na'e ha mai 'a e holo 'i he ngaahi ngaue faka'ekonomika 'i he 2007 koe'uhi ko e uesia 'a e tu'unga faka'ekonomika 'o e fonua 'i he to lalo 'a e fua 'o e ngoue mo hono faka'auha 'a e kongā lahi 'o e senita fakapisinisi 'o loto Nuku'alofa. Ka neongo ia, 'oku tupu lahi 'a e no ki he tafa'aki fakapisinisi 'a ia 'e toe ma'olungaange ai 'a e ngaahi ngaue faka'ekonomika 'i he kaha'u.

Na'e fakatefito 'a e fokotu'utu'u ngaue fakapa'anga 'i he kongā hono ua 'o e 2007 ke pukepuke 'a e falala'anga mo e ma'uma'uluta 'a e tafa'aki fakapa'anga hili 'a e fakaakeake 'i he tu'unga faka'ekonomika mei he moveuveu fakalotofonua 'o e 'aho 16 'o Novema 2006. 'I he kongā kimu'a 'o e 2007, na'e tokoni'i 'e he Pangike Pule 'a e lahi 'o e pa'anga 'a e fonua 'oku tuku 'i he ngaahi pangike 'aki hono fakangaloku 'a e fokotu'utu'u ngaue fakapa'anga ke kake 'a e ngaahi ngaue fakapisinisi mo e toe langa fo'ou. 'Ikai ke ngata ai, ka ko e fakalaka 'i he palanisi 'o e 'akauni lolotonga fakataha' i mo e hulu 'i he pa'anga hu mai tefito ki he fonua, na'e makatu'unga ai 'a e hulu 'i he palanisi 'o e fehu'aki pa'anga mo muli pea lahi ange mo e kake lahi 'i he tu'unga 'o e pa'anga talifaki 'a e pule'anga 'i muli pea lahi ange mo e pa'anga 'i he ngaahi pangike. Kaikehe, ko e ma'olunga ko ia 'a e totongi 'o e ngaahi koloa humai mei muli tautefito ki he lolo 'e malava ke holo ai 'a e lahi 'o e pa'anga 'i he ngaahi pangike ka 'oku fakafuofua 'e 'i he tu'unga fe'unga pe 'i he mahina 'e ono ka hoko.

Fua 'o e Ngoue

Na'e holo peseti 'e 18.2 'a e lahi 'o e fua 'o e ngoue na'e tuku atu ki he maketi Talamahu 'i he ta'u 'o ngata ki Tisema 2007 hili 'ene holo peseti 'e 4 'i he ta'u 'o ngata ki Tisema 2006. Ko e holo lahi 'i he vesitapolo mo e fua'i' akau na'e kaunga lahi ia ki he holo 'i he lahi fakakatoa 'o e fua 'o e ngoue. Ko e holo ko 'eni na'e ha mahino ai 'a e tapuni 'a e maketi Talamahu hili 'a e moveuveu fakalotofonua 'o e 'aho 16 'o Novema pea lahi ange 'a e ngaahi vesitapolo mo e fua'i' akau na'e fakatau atu he ve'ehala mo e fea. Ko e fakakatoa 'o e mahu'inga 'o e fua 'o e ngoue na'e fakatau atu 'i he maketi, na'e holo lahi 'aki 'a e peseti 'e 55.5 mei he taimi tatau 'i he ta'u kuo'osi.



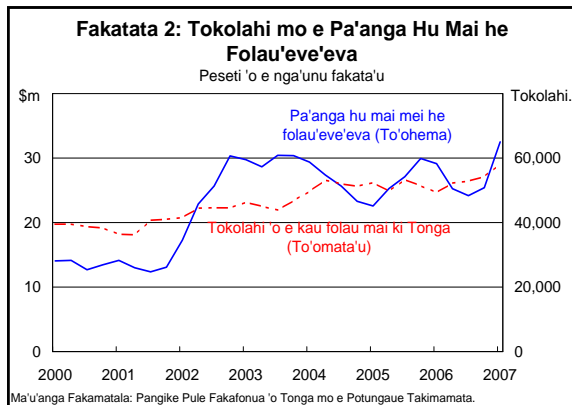
Fakatatau ki he Lipooti Fefakatau'aki 'a e Potungaue Sitetisitika ki Sepitema 2007, na'e kake peseti 'e 28.6 'a e fua 'o e ngoue 'i he kuata 'uluaki 'o e 2007/08 mei he taimi tatau 'i he ta'u kuo'osi, makatu'unga 'i he kake 'i he ahi mo e meleni..

Toutai

'I he fakamatala 'a e Potungaue Sitetisitika, ko e ngaahi ngaue 'i he tafa'aki 'o e toutai ki he kuata Sepitema 2007 na'e holo 'a e lahi 'o e ika na'e uta atu ki tu'apule'anga mei he taimi tatau 'o e ta'u kuo'osi. Na'e holo fakatou'osi hono uta atu ki tu'apule'anga 'a e ika fo'ou mo e ngaahi koloa kehe 'o 'oseni.

Folau'eve'eva

'Oku tokoni 'a e ngaue fakatakimamata ki he ngaahi sekitoa faka'ekonomika kehekehe 'a e Fonua 'o kau ai 'a e ngaue fakakomesiale, ngaahi hotele mo e falekai, fefononga'aki mo e fetu'utaki pea mo e ngaahi fakafiefia mo e ngaahi ngaue fakataautaha. Ko e ngaahi sekitoa ko 'eni 'oku fe'unga mo e meimei peseti 'e 30 'ene tokoni ki he koloa fakalukufua 'oku ngaahi fakalotofonua. Fakatatau ki he fehu'aki pa'anga mo muli 'a ia na'e lipooti 'e he ngaahi pangike fakakomesiale, na'e 'alu hake peseti 'e 57.8 'a e pa'anga hu mai mei he folau'eve'eva 'i he kongahono ua 'o e 2007 mei he taimi tatau 'o e ta'u kuo'osi (Fakatata 2). Neongo na'e holo 'aupito 'a e pa'anga hu mai mei he folau'eve'eva 'i he 2006, ko e kake lahi ko eni 'i he pa'anga hu mai mei he folau'eve'eva 'oku ne toe fakafoki ai ki ha tu'unga ma'olunga. Ko e tokolahi 'o e kau folau'eve'eva na'e tu'uta vakapuna mai ki Tonga ni pea mo e kau folau'eve'eva na'e tu'uta vakameili mai na'e kake lahi 'aki 'a e peseti 'e 27.7 'i he faka'osinga 'o Tisema 2007 'o fakahoa ia ki he holo peseti 'e 12.9 hili 'a e moveuveu fakalotofonua 'i Novema 2006.



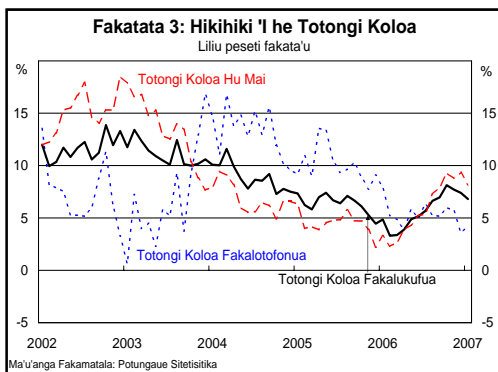
Fefakatau'aki

Na'e holo 'a e ngaahi ngaue fekatau'aki fakalukufua mo fakamovetevete 'i he kongahono ua 'o e 2007. Ko e holo peseti 'e 27.5 ko eni 'i he fefakatau'aki fakalukufua mo fakamovetevete, 'oku makatu'unga ia mei he holo 'a e lahi hono fakatau atu 'a e ngaahi koloa me'atokoni mo e ngaahi me'alele.

'Uhila

Na'e kake si'i 'a e lahi 'o e ivi 'uhila na'e ngaue'aki 'e he kau ma'u 'uhila 'i he kongahono ua 'o e 2007 'aki 'a e peseti 'e 6.5 mei he ta'u kuohili. Na'e 'alu hake mo e tokolahi 'o e kau ma'u 'uhila mei he ta'u kuohili.

Hikihiki 'i he Totongi Koloa

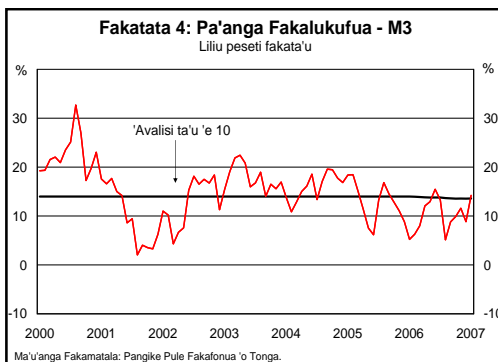


Na'e 'alu hake 'a e hikihiki 'i he tu'unga 'o e totongi koloa 'i he kongahono ua 'o e 2007. Na'e 'alu hake peseti 'e 6.8 'a e hikihiki fakata'u 'i he tu'unga 'o e totongi koloa fakalukufua 'o ngata ki Tisema, ko e 'alu hake ia mei he peseti 'e 5.7 'i he ta'u 'o ngata ki Sune. Ko e kake 'i he hikihiki fakata'u 'i he totongi koloa na'e makatu'unga ia 'i he ma'olunga 'a e hikihiki 'o e totongi koloa hu mai. Na'e 'alu hake peseti 'e 8.2 'a e hikihiki 'i he totongi koloa hu mai 'i he ta'u 'o ngata ki Tisema mei he peseti 'e 5.4 'i he ta'u 'o ngata ki Sune.

Na'e kake 'a e hikihiki 'i he totongi koloa hu mai 'i he mahina 'e ono ki Tisema makatu'unga 'i he kake 'a e totongi 'o e koloa me'atokoni hu mai mo e

totongi 'o e koloa hu mai 'i he tafa'aki fefononga'aki. Na'e fetu'aki 'a e totongi fakamamani lahi 'o e lolo 'i he vaha'a 'o e pa'anga 'Amelika 'e \$80 ki he pa'anga 'Amelika 'e \$90 ki he talamu 'i he kongahono ua 'o e 2007 pea kuo hoko ia ke ne uesia 'a e totongi 'o e koloa hu mai mo e koloa fakalotofonua 'i he tafa'aki fefononga'aki. Na'e toe kake malohi 'a e totongi 'o e koloa me'atokoni hu mai 'i he kongahono ua 'o e 2007 tautefito ki he kakano'i manu hu mai hange ko e sipi mo e moa. Na'e toe kaunga foki 'a e malohi 'a e mahu'inga 'o e pa'anga Nu'usila 'i hono fakafehoanaki ki he pa'anga Tonga ki he ma'olunga 'a e totongi 'o e koloa me'atokoni hu mai.

Na'e kei tu'unga ma'olunga pe 'a e hikihiki 'i he totongi 'o e ngaahi koloa fakalotofonua ka na'e holo 'ene kake ki 'olunga ki 'olunga 'a ia na'e peseti 'e 5.1 'i he ta'u 'o ngata ki Tisema 2007 fakahoa ki



he kake peseti 'e 7.9 'i he ta'u 'o ngata ki Tisema 2006. Na'e kaunga 'a e holo 'i he totongi 'o e ngaahi koloa me'atokoni fakalotofonua tautefito ki he vesitapolo ki he holo 'i he tupu 'a e totongi 'o e ngaahi koloa fakalotofonua.

Fakahoko Ngaahi Ngaue Fakapa'anga

Na'e kake peseti 'e 14.2 'a e pa'anga fakalukufua 'a e fonua (M3) 'i he ta'u 'o ngata ki Tisema 2007, 'o vaveange ia 'i he kake peseti 'e 5.2 'i he taimi tatau 'o e ta'u kuohili. Ko e ma'olungaange

¹ Ko e pa'anga fakalukufua 'o e fonua, 'a e pa'anga fakalukufua 'i he ngaahi pangikee 'oku kau ki ai 'a e pa'anga 'oku takai 'i tu'a he ngaahi pangikee, fakahu pa'anga taimi nounou, fakahu pa'anga tohi pangikee, fakahu pa'anga taimi tu'upau mo e fakahu pa'anga muli pea pehe ki he nouti 'oku tuku atu 'e he kautaha fakapa'anga 'a ia na'e fakatau 'e he kakai.

'a e tupu 'i he lahi 'o e pa'anga fakalukufua 'a e fonua, na'e makatu'unga ia 'i hono fakangaloku 'o e fokotu'utu'ngaue fakapa'anga 'i he kamata'anga 'o e 2007.

Na'e kake 'a e tupu 'i he no fakalukufua ki he sekitoa taautaha mei he peseti 'e 9.5 'i he ta'u 'o ngata ki Sune 2007 ki he peseti 'e 16.0 'i Tisema 2007. Lolotonga 'a e kongahono ua 'o e 2007, na'e lahiange 'a e tupu fakata'u 'i he ngaahi no fakapisinisi 'a ia na'e a'u ki he peseti 'e 29.3 'i Tisema 2007, ko e 'alu hake eni mei he peseti 'e 19.4 'i Sune 2007, kae kake si'i pe 'a e tupu 'i he ngaahi no taautaha mei he peseti 'e 2.2 'i he ta'u ki Sune 2007 ki he peseti 'e 4.6 'i Tisema 2007. Ko e lahi taha 'o e ngaahi no taautaha ko e no ki he langa fale pea ko e kongahono si'isi'i pe ko e no ki he ngaahi fiema'u fakafo'ituitui. Ko e no ki he tafa'aki fakapisinisi na'e meimei ke ngaue'aki ki he ngaahi ngaue kehe, fakatau fakalukufua mo fakamovetevete, ngaahi koloa, mo e hotele mo e falekai.

Ko e kongahono lahi 'o e kake 'i he ngaahi no 'i he mahina 'e ono ki Tisema 2007, na'e fakapa'anga ia mei he kake 'i he lahi 'o e pa'anga fakalukufua 'a e fonua tautefito ki he fakahu pa'anga taimi tu'upau, 'a ia na'e kake peseti 'e 13.7 'i he faka'osinga 'o Tisema, hili 'ene kake peseti 'e 15.7 'i he ta'u 'o ngata ki Sune 2007.

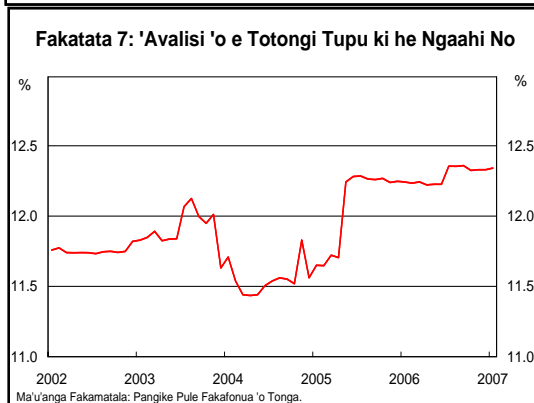
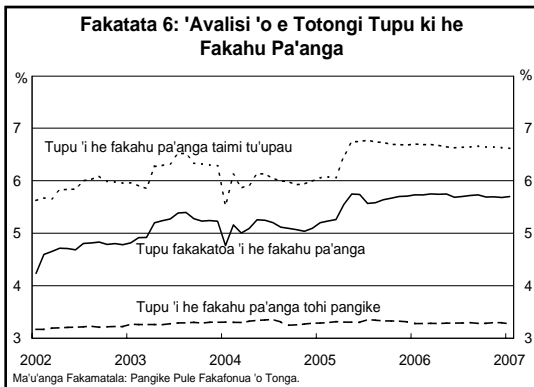
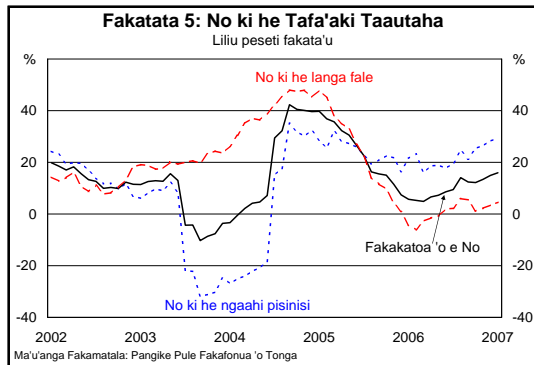
Ngaahi Totongi Tupu

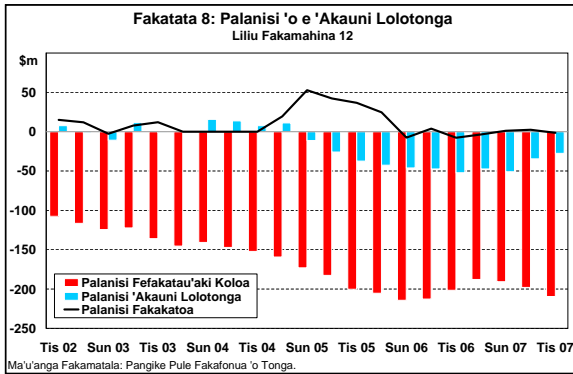
Lolotonga 'a e mahina 'e ono ki Tisema 2007, na'e tu'uma'u pe 'i he tu'unga ma'olunga 'a e totongi tupu ki he ngaahi fakahu pa'anga mo e ngaahi no na'e tuku atu 'e he ngaahi pangike. Na'e tu'uma'u pe 'i he peseti 'e 5.7 'a e 'avalisi 'o e ngaahi totongi tupu ki he fakahu pa'anga, 'a ia na'e totongi atu 'e he ngaahi pangike 'i he faka'osinga 'o Tisema 2007 (Fakatata 6).

'I he me'afua 'a e Pangike Pule ki he no, na'e holo si'i 'a e 'avalisi 'o e totongi tupu ki he no taautaha mo e no pisinisi mei he tu'unga ma'olunga fakahisitolia ko e peseti 'e 12.4 'i he faka'osinga 'o Sune ki he peseti 'e 12.3 'i he faka'osinga 'o Tisema (Fakatata 7).

Ponite 'a e Pule'anga

'I he faka'osinga 'o Tisema 2007, na'e fe'unga fakakatoa 'a e ngaahi ponite 'a e pule'anga mo e \$24.7 miliona, 'a ia ko e kongahono si'isi'i pe (peseti 'e 16.9) na'e fakatau 'e he ngaahi pangike. Na'e tukuange atu 'a e ngaahi ponite ko 'eni mei he ta'u 'e 2 ki he ta'u 'e 5, 'i he totongi tupu kamata mei he peseti 'e 6.0 ki he peseti 'e 10.0 ki he ta'u 'i he tu'unga fakanomipa





Fakalalakaka Fakavaha'apule'anga

Fakatatau ki he fakamatala 'o e fe'ave'aki pa'anga mo muli na'e lipooti 'e he ngaahi pangike, na'e lahiange 'a e li pa'anga taautaha mai mei muli, pa'anga hu mai mei he takimamata, pa'anga hu mai mei he ngaahi ngaue kehe mo e hulu 'i he pa'anga hu mai tefito, 'i he fe'amokaki 'i he fefakatau'aki 'o makatu'unga ai 'a e kake ki 'olunga 'a e tu'unga 'o e pa'anga talifaki 'a e pule'anga 'i muli.

'I he konga hono ua 'o e 2007, na'e mei tu'unga tatau pe 'a e lahi 'o e koloa na'e hu atu ki tu'apule'anga 'o ha mahino ia 'i he si'isi'iange 'a e pa'anga hu mai mei he uta atu ki muli 'o e hina mo e ika. 'I he tafa'aki 'e taha, na'e kake lahi 'a e mahu'inga 'o e koloa hu mai mei tu'apule'anga makatu'unga 'i he ma'olungaange 'a e totongi 'o e lolo koe'uhi ko e ma'olungaange 'a e totongi fakamamani lahi 'o e lolo, ngaahi koloa fakalukufua mo fakamovetevete mo e ngaahi naunau langa.

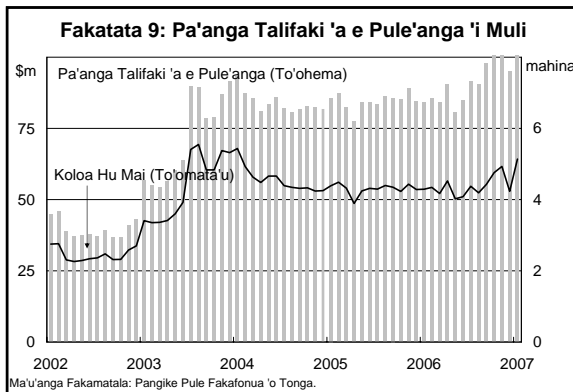
Na'e fe'unga 'a e fe'amokaki 'i he fefakatau'aki mo e \$111.8 miliona lolotonga 'a e mahina 'e ono 'o ngata ki Tisema 2007, 'o lahiange 'aki 'a e peseti 'e 18.1 'i he fe'amokaki \$94.7 miliona lolotonga 'a e taimi tatau 'o e ta'u kuohili. Ko e fe'amokaki ko 'eni na'e lahiange ia 'i he hulu 'i he pa'anga hu mai ki he 'akauni lolotonga tautefito ki he li pa'anga taautaha mai mei muli 'o hoko ai 'a e fe'amokaki \$1.3 miliona 'i he 'akauni lolotonga 'i hono fakahoa mo e fe'amokaki \$26.3 miliona 'i he taimi tatau 'o e ta'u kuohili. (Fakatata 8)

Ko e kake 'i he hulu 'i he pa'anga hu mai tefito ki he \$33.3 miliona, na'e lahiange ia 'i he fe'amokaki \$1.3 miliona 'i he 'akauni lolotonga mo e pa'anga hu atu 'e \$9.1 miliona na'e 'ikai lekooti, 'o makatu'unga ai 'a e hulu \$23 miliona 'i he palanisi 'o e fehu'aki pa'anga mo muli pea mo e kake 'i he pa'anga talifaki 'a e pule'anga 'i muli. Ko e fakalalakaka mahu'inga 'eni 'i he tu'unga fakavaha'apule'anga 'o e fonua ('i he fe'ave'aki pa'anga mo muli) 'i hono fakahoa mo e hulu \$1.0 miliona 'i he taimi tatau 'o e ta'u kuo'osi.

Pa'anga Talifaki 'a e Pule'anga 'i Muli

'I he faka'osinga 'o Tisema 2007, na'e a'u 'a e pa'anga talifaki 'a e pule'anga 'i muli ki he tu'unga ma'olunga fakahisitolia ko e \$114.6 miliona, ko e kake ia mei he \$91.6 miliona 'i he faka'osinga 'o Sune

2007 (Fakatata 9). 'Oku fe'unga eni mo e koloa hu mai ki he mahina 'e 5.1 'a ia 'oku ma'olungaange 'i he koloa hu mai ki he mahina 'e 3-4 'oku fakafuofua 'e he Pangike Pule ko e tu'unga fakafiemalie. Ko e tu'unga fakalalakaka ko 'eni na'e ha mahino ai 'a e kake 'i he li pa'anga taautaha mai mei muli, pa'anga hu mai mei he malu'i 'o e ngaahi pisinisi 'e ni'ihina na'e uesia 'e he moveuveu fakalotofonua 'o e 2006 mo e pa'anga hu mai tefito tautefito ki he pa'anga tokoni mei muli ki hono tokoni'i 'o e fakaakeake 'a e ngaahi pisinisi 'i he sekitoa taautaha.



Ko e Mahu'inga 'o e Pa'anga Tonga

'I he kongā hono ua 'o e 2007, na'e holo 'a e mahu'inga 'o e pa'anga Tonga 'aki 'a e peseti 'e 0.7 'i hono ngaue'aki 'a e 'avalisi 'o e fefakatau'aki koloa 'a Tonga mo tu'apule'anga. Na'e makatu'unga 'a e hokohoko mai 'a e holo 'a e tu'unga faka'ekonomika 'o e pa'anga mei he holo 'a e mahu'inga 'o e pa'anga Tonga 'i hono fakafehoanaki ki he pa'anga 'Aositelelia mo e 'ieni Siapani (Tepile 1). Na'e kake 'a e mahu'inga 'o e pa'anga Tonga 'i hono fakafehoanaki ki he pa'anga 'Amelika mo e pa'anga Nu'usila.

Tepile 1: Fe'unu'aki 'i he mahu'inga 'o e Pa'anga 'i hono fakafehoanaki mo e Pa'anga Muli 'oku tau fefakatau'aki Feliliuaki Fakapeseti			
	Siulai -Tisema 2006	Sanuali - Sune 2007	Siulai - Tisema 2007
'Amelika	3.0	2.8	3.1
Nu'usila	-11.6	-5.7	2.2
'Aositelelia	-3.7	-4	-0.8
Siapani	6.5	6.4	-5.8
Fisi	-4.0	-2.1	1.2
Tu'unga Fakanomipa 'o e fetongi pa'anga	-3.2	-1.4	-0.7

Ma'u'anga Fakamatala: Pangike Pule Fakafonua 'o Tonga.

Na'e 'ikai ha nga'unu lahi 'i he tu'unga fakanomipa 'o e fetongi pa'anga (NEER) 'i he kongā hono ua 'o e 2007. 'I he faka'osinga 'o Tisema 2007, na'e holo 'a e tu'unga fakanomipa 'o e fetongi pa'anga ki he 59.4 mei he 59.8 'i Sune 2007, 'a ia 'oku ha mai ai 'a e fe'unu'aki 'a e Pa'anga 'i hono fakahoa ki he ngaahi pa'anga 'i he kato pa'anga 'i he mahina 'e ono ki Tisema 2007, 'a ia na'e kake ai 'a e mahu'inga 'o e pa'anga Tonga 'i hono fakafehoanaki ki he pa'anga 'Amelika mo e pa'anga Nu'usila kae holo 'i hono fakahoa ki he pa'anga 'Aositelelia, makatu'unga 'i he ma'olungaange 'a e mahu'inga 'o e pa'anga 'Aositelelia 'i hono fakahoa ki he pa'anga 'Amelika lolotonga 'a e vaha'a taimi ko 'eni.

Na'e kake peseti 'e 3.9 'a e tu'unga totonu 'o e fakafetongi pa'anga (REER) 'i he kongā hono ua 'o e 2007. Ko e me'afua 'eni ki he tu'unga fefakatau'aki fakamamani lahi, 'a ia 'oku kau atu ki ai 'a e fe'unu'aki 'i he hikihiki fakata'u 'i he totongi koloa 'a e ngaahi fonua 'oku fefakatau'aki mo Tonga, pea pehe ki he fe'unu'aki 'i he fakafetongi pa'anga muli. 'Oku ha mai mei he kake 'i he tu'unga totonu 'o e fakafetongi pa'anga 'a e holo 'i he tu'unga fe'au'auhi 'a Tonga 'i tu'apule'anga.

